

# WHAM R/C CLUB

## Standard Operating Procedures

WHAM is a MAAC charter member  
All WHAM members and guests must have a valid MAAC membership to fly at our field.

The club requires that all flyers are familiarized with the **WHAM Airfield SOP's**

### Safety at WHAM is our highest priority

Club members & guests are to follow the SOP's and are encouraged to "speak up for safety" with tact and courtesy.

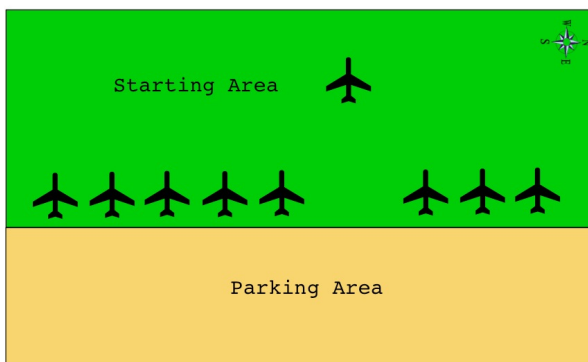
### PITTING SOP

Model should be pitted at the back of the pit with the nose pointing to the front.

Model restraining devices or starting stands are usually placed two to three fuselage lengths in front of the pitted aircraft.

Ensure that your prop arc is clear of all personnel when starting and running up your model.

Front of Pit



**No Smoking in the pits!**

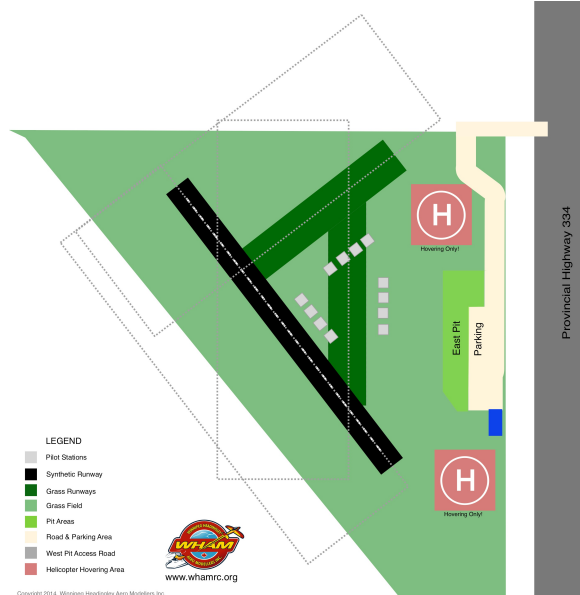
## Runway & Circuit SOP

Only one runway can be in use. The runway in use is termed the "active" runway.

Prevailing wind direction shall determine the active runway.

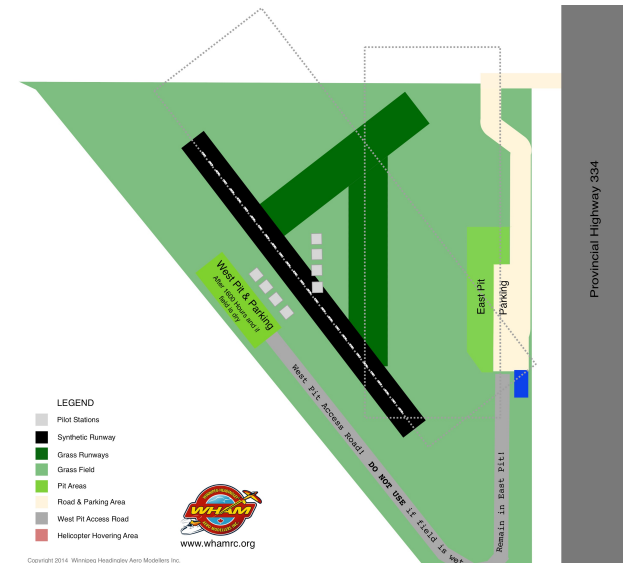
If you are not sure which runway should be active, ask an experienced club member for advice.

Models should be flown in the circuit based on the active runway. (Dotted lines are the traffic pattern for each runway in diagram below)



### Helicopter Pilots

Helicopter pilots must only hover in designated hovering areas. The location of the hovering area will be determined by the active runway traffic pattern. Helicopter pilots must fly the same traffic pattern as fixed wing aircraft when using the active runway. No hovering or 3D flying over the active runway is allowed when fixed wing aircraft are in the traffic pattern.



### West Pit SOP

The West pit will be used after 4pm if and **ONLY IF** the field is dry. Members **MUST** use the access road around the South end of the field **ONLY** (see diagram above). **DO NOT** take a short cut, this will create ruts in the field.

**All vehicles and persons must be on the west side when the West pit is open.**

If a visitor enters the East pit and stops to watch. You must land your plane, walk over to the East pit and ask the visitor to join you at the West pit.


Vehicles shall yield to model aircraft when heading out to the West pit. Pilots shall fly away from approaching vehicles.

Fly the traffic pattern shown in the diagram above when using the West pit. All flying must remain west of highway 334, no flying above highway 334 is allowed while flying from any pit location.

## Pilot Stations SOP

At WHAM only four pilots are allowed to fly in the active flying area. We have four chain link fence pilot protection barriers that must be used at all times. The barriers must be placed adjacent to the active runway. Pilot stations are provided for your (pilot's) safety and are to be used even if you are alone at the field.

(See diagram below)



Each flying pilot should use their own pilot barrier. However, if two pilots are flying their aircraft in formation, they may share one pilot barrier or bring two barriers together. This will allow the two pilots to communicate easier especially in a louder environment.

## Retrieval of Models SOP

If your model lands and cannot be taxied in, do not rush on to the airfield if other models are still flying.

Advise the other pilots you need to retrieve your model and only do so when you have the ok from all the pilots.

Retrieve your model as quickly as possible.

**If you are flying, do not fly near or over someone retrieving their model.**

## Crash Recovery SOP

Off field crashes require a keen eye to spot and recover where the model went down. The person with the keen eye should stay in the pits and give directions to this heading out to recover the model.

Two or three people are sufficient to recover an off field model. If the model is in the crop field, do not trample the crops.

## Field Equipment SOP

WHAM has several pilot station barriers and safety starting stands for members and guest pilots to use.

All this equipment must be returned to the east pit area at the end of your flying day.

If you fly from the West pit and wish to use a safety starting stand, you may bring one over from the East pit but it must be returned before you leave that night.

WHAM member field maintenance crew will cut our grass as required, please ensure no equipment is left outside of the East pit area for them having to move.

## Fire & First Aid SOP

All WHAM members are encouraged to carry a **fire extinguisher** and **first aid kit** in their vehicle. In the event of a serious fire or medical emergency, 911 should be called immediately! When asked for your location, tell the 911 operator you are **1.6 km north of Hwy 2 on PR334.**

## Frequency Control SOP

A standard MAAC frequency board must be used at the field when member pilots are using older 72mHz radios.

**Pilots using 2.4 GHz transmitters are not required to use the frequency board.**

72mHz users must **NEVER** turn on your transmitter unless you have pinned your channel and you know your channel is not in use.

## **CONTACT US**



If you have any questions or need more information about WHAM, please contact one of our current executives at:

**[www.whamrc.org/contact](http://www.whamrc.org/contact)**

**Winnipeg Headingley Aero Modellers Inc. Copyright 2014 ©**

# Authorized Flying area

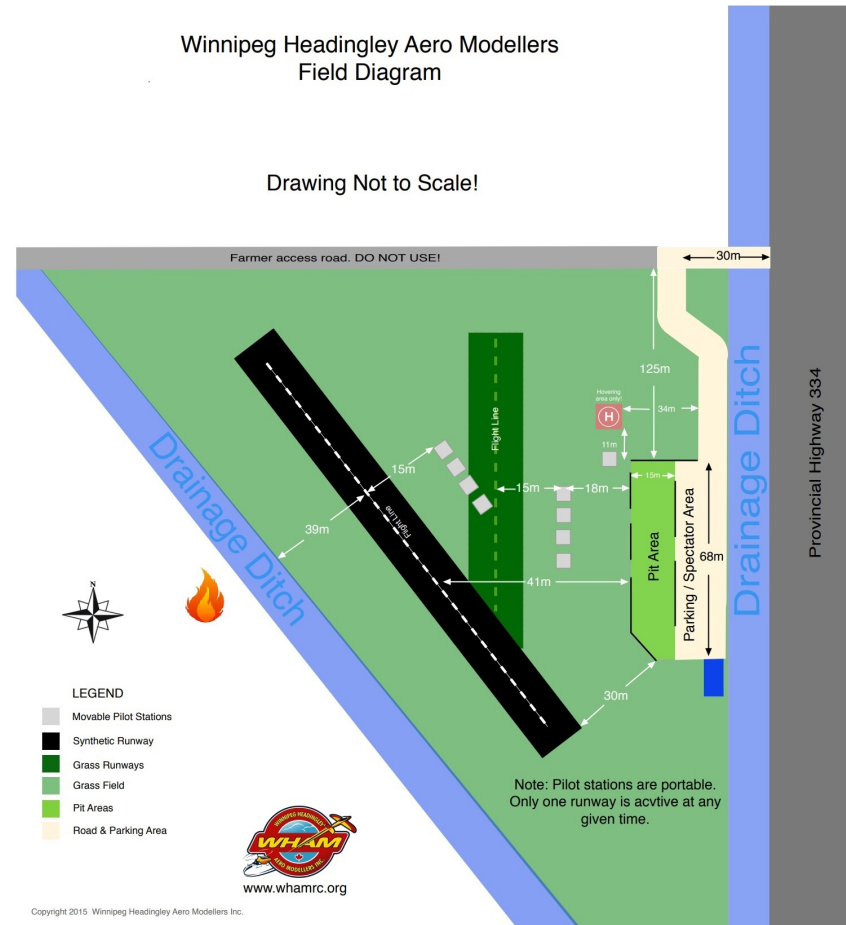


Areas outside red box in picture above are considered **NO FLY ZONES** (except for take-off or landing to or from NE, E, SE with NO vehicles on Road).

No flying behind active pilot stations.

## Winnipeg Headingley Aero Modellers Field Diagram

Drawing Not to Scale!



Note: Pilot stations are portable. Only one runway is active at any given time.

# Safety at WHAM is our highest priority